PAIRUI

DC-DC Converter
SIP-Package

DAE-2G SERIES, 2WATT, 5.2KVDC, UNREGULATED

FEATURES:

- ✓ **5200Vdc isolation voltage**
- ✓ **Low isolation capacitance**
- ✓ **Operating temperature range -40℃ to +85℃**
- ✓ **Short circuit protection**
- ✓ **3 year warranty**



Model	Input voltage (Vdc)	Output voltage (Vdc)	Output current (mA) Min.	Output current (mA) Max.	Efficiency Typ.
DAE2-0511G	5(4.5~5.5)	5	40	400	74%
DAE2-0512G		9	22.2	222	76%
DAE2-0513G		12	16.7	167	78%
DAE2-0514G		15	13.3	133	77%
DAE2-0515G		24	8.3	83	75%
DAE2-0521G		±5	20	200	73%
DAE2-0522G		±9	11.1	111	75%
DAE2-0523G		±12	8.3	83	76%
DAE2-0524G		±15	6.7	67	77%
DAE2-0525G		±24	4.2	42	75%
DAE2-1211G	12(10.8~13.2)	5	40	400	75%
DAE2-1212G		9	22.2	222	77%
DAE2-1213G		12	16.7	167	78%
DAE2-1214G		15	13.3	133	80%
DAE2-1215G		24	8.3	83	75%
DAE2-1221G		±5	20	200	73%
DAE2-1222G		±9	11.1	111	76%
DAE2-1223G		±12	8.3	83	77%
DAE2-1224G		±15	6.7	67	78%
DAE2-1225G		±24	4.2	42	76%
DAE2-2411G	24(21.6~26.4)	5	40	400	75%
DAE2-2412G		9	22.2	222	77%
DAE2-2413G		12	16.7	167	78%
DAE2-2414G		15	13.3	133	80%
DAE2-2415G		24	8.3	83	78%
DAE2-2421G		±5	20	200	74%
DAE2-2422G		±9	11.1	111	77%
DAE2-2423G		±12	8.3	83	78%
DAE2-2424G		±15	6.7	67	78%
DAE2-2425G		±24	4.2	42	74%

DAE-2G SERIES, 2WATT, 5.2KVDC, UNREGULATED

Notes: 1. other input and output models may available on request;

2. Add suffix "P" for continuous short circuit protection.

ELECTRICAL

Line regulation	---	1.2% max.
Load regulation	10% ~ 100% full load	15%max.
Isolation voltage	Leakage current < 1mA/1min.	5200Vdc min.
Isolation resistance	Test at 500VDC	1000mΩ min.
Switching frequency	---	60KHz typ.
Ripple & noise	Bend width 20MHz	150mVp-p max.
Temperature coefficient	Rated load	±0.03%/℃
Operating temperature range	---	-40℃ to +85℃
Storage temperature range	---	-55℃ to +125℃
Short circuit protection	---	1S
MTBF	---	3500KHrs
Weight	---	2.4g

Notes: All the parameters are measured at 25℃ ambient temperature, humidity < 75%, nominal input voltage, full load and after warm-up, unless otherwise specified.

MECHANICAL

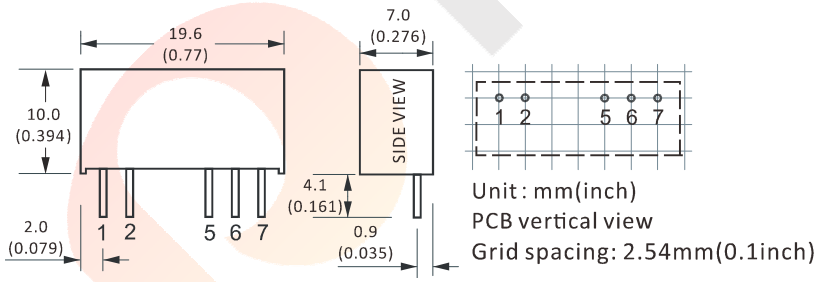

CONNECTION

PIN #	SINGLE	DUAL
1	+Vin	+Vin
2	GND	GND
5	0V	-Vo
6	No Pin	0V
7	+Vo	+Vo

Note:

* Unit is mm(inch).

DAE-2G SERIES, 2WATT, 5.2KVDC, UNREGULATED

ELECTRICAL CURVE

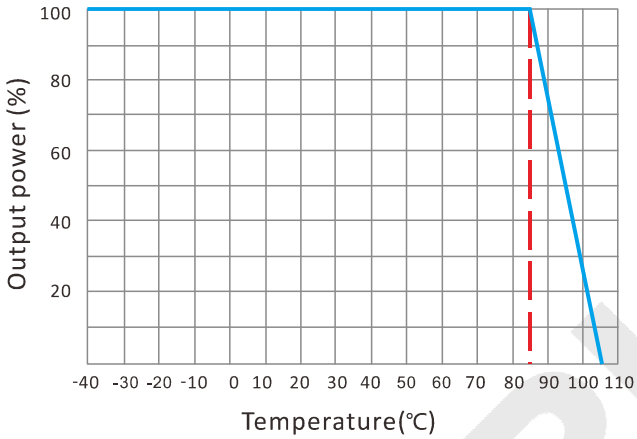

NOTES

RECOMMENDED TEST AND APPLICATION CIRCUIT

SINGLE OUTPUT

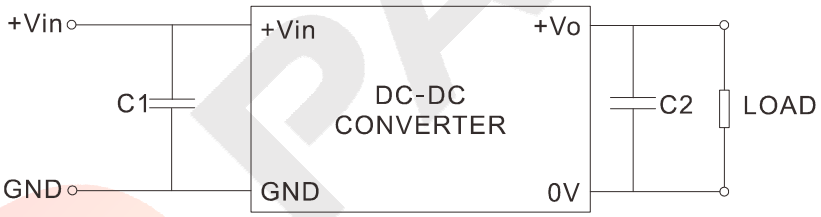

DUAL OUTPUT

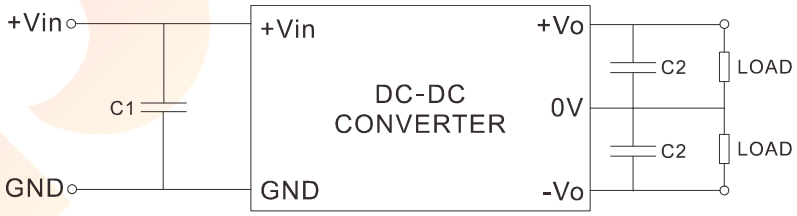

CAPACITOR SELECTION

INPUT VOLTAGE	C1	SINGLE OUTPUT	C2	DUAL OUTPUT	C2
5VDC	4.7μF	5VDC	4.7μF	±5VDC	4.7μF
12VDC	2.2μF	9VDC	2.2μF	±9VDC	2.2μF
24VDC	1.0μF	12VDC	1.0μF	±12VDC	1.0μF
--	--	15VDC	1.0μF	±15VDC	1.0μF
--	--	24VDC	0.47μF	±24VDC	0.47μF