

**DAM-2 SERIES, 2WATT, 1KVDC, ISOLATED, UNREGULATED**

**FEATURES:**

- ✓ 1000Vdc isolation voltage
- ✓ Single, dual and isolated twin output models
- ✓ High efficiency, and low ripple & noise
- ✓ Operating temperature range -40°C to +85°C
- ✓ 3 year warranty



Model	Input voltage (Vdc)	Output voltage (Vdc)	Output current (mA)		Efficiency Typ.
			Min.	Max.	
DAM2-0510	5(4.5~5.5)	3.3	40	400	74%
DAM2-0511		5	40	400	81%
DAM2-0512		9	22.2	222	84%
DAM2-0513		12	16.6	166	83%
DAM2-0514		15	13.3	133	84%
DAM2-0515		24	8.3	83	80%
DAM2-0521		±5	20	200	82%
DAM2-0522		±9	11.1	111	85%
DAM2-0523		±12	8.3	83	86%
DAM2-0524		±15	6.7	67	82%
DAM2-0501		5, 5	20	200	78%
DAM2-0502		9, 9	11.1	111	82%
DAM2-0503		12, 12	8.3	83	82%
DAM2-0504		15, 15	6.7	67	80%
<hr/>					
DAM2-1211	12(10.8~13.2)	5	40	400	81%
DAM2-1212		9	22.2	222	82%
DAM2-1213		12	16.6	166	85%
DAM2-1214		15	13.3	133	82%
DAM2-1215		24	8.3	83	87%
DAM2-1221		±5	20	200	81%
DAM2-1222		±9	11.1	111	84%
DAM2-1223		±12	8.3	83	86%
DAM2-1224		±15	6.7	67	82%
DAM2-1201		5, 5	20	200	81%
DAM2-1202		9, 9	11.1	111	81%
DAM2-1203		12, 12	8.3	83	84%
DAM2-1204		15, 15	6.7	67	80%

**DAM-2 SERIES, 2WATT, 1KVDC, ISOLATED, UNREGULATED**

Model	Input voltage (Vdc)	Output voltage (Vdc)	Output current (mA)		Efficiency Typ.
			Min.	Max.	
DAM2-2411	24(21.6~26.4)	5	40	400	80%
DAM2-2412		9	22.2	222	83%
DAM2-2413		12	16.6	166	84%
DAM2-2414		15	13.3	133	84%
DAM2-2415		24	8.3	83	84%
DAM2-2421		±5	20	200	80%
DAM2-2422		±9	11.1	111	84%
DAM2-2423		±12	8.3	83	84%
DAM2-2424		±15	6.7	67	84%
DAM2-2401		5, 5	20	200	78%
DAM2-2402		9, 9	11.1	111	84%
DAM2-2403		12, 12	8.3	83	86%
DAM2-2404		15, 15	6.7	67	86%

Notes: Other input and output models may available on request.

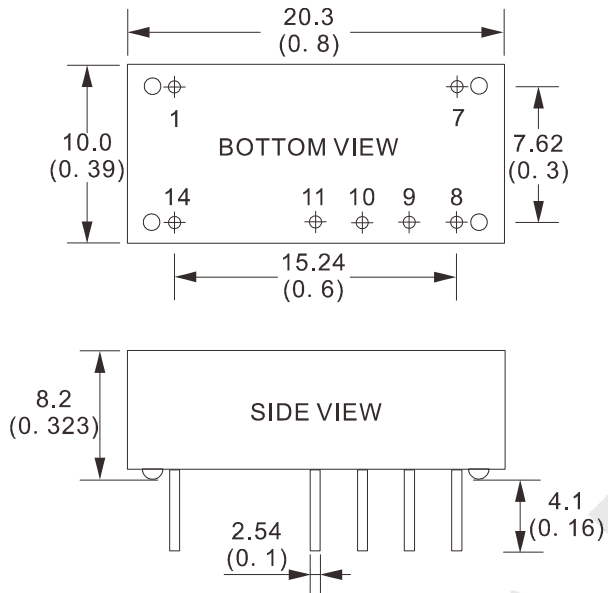
**ELECTRICAL**

Line regulation	---	1.2% max.
Load regulation	10% ~ 100% full load	15% max.
Isolation voltage	Leakage current < 1mA/1min.	1000Vdc min.
Isolation resistance	Test at 500VDC	1000mΩ min.
Switching frequency	---	100KHz typ.
Ripple & noise	Bend width 20MHz	150mVp-p max.
Temperature coefficient	Rated load	±0.03%/°C
Operating temperature range	---	-40°C to +85°C
Storage temperature range	---	-55°C to +125°C
Short circuit protection	---	1S
MTBF	---	3500KHrs
Weight	---	2.5g

Notes: All the parameters are measured at 25°C ambient temperature, humidity < 75%, nominal input voltage, full load and after warm-up, unless otherwise specified.

**DAM-2 SERIES, 2WATT, 1KVDC, ISOLATED, UNREGULATED**

**MECHANICAL**



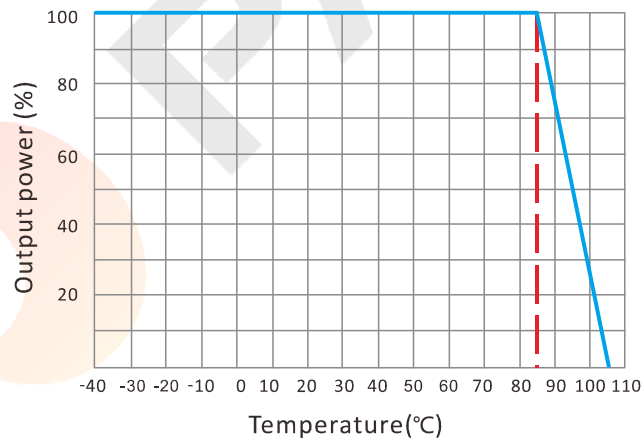
**CONNECTION**

PIN #	ISOLATED		
	SINGLE	DUAL	TWIN
1	GND	GND	GND
7	NC	NC	NC
8	0V	0V	+Vo2
9	+Vo	+Vo	0V2
10	No Pin	No Pin	+Vo1
11	-Vo	No Pin	0V1
14	+Vin	+Vin	+Vin

Note:

\* Unit is mm(inch).

**ELECTRICAL CURVE**

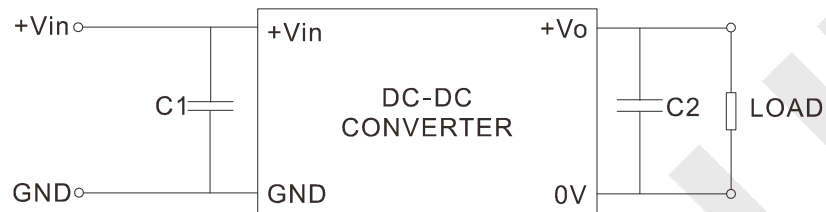


**DAM-2 SERIES, 2WATT, 1KVDC, ISOLATED, UNREGULATED**

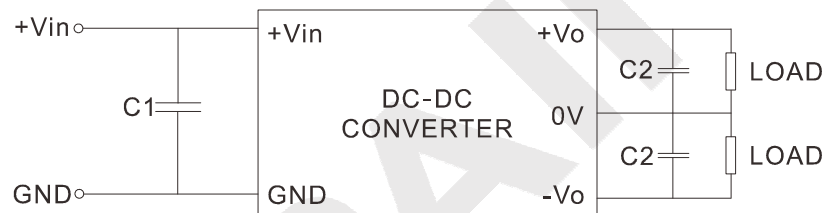
**NOTE**

**RECOMMENDED TEST AND APPLICATION CIRCUIT**

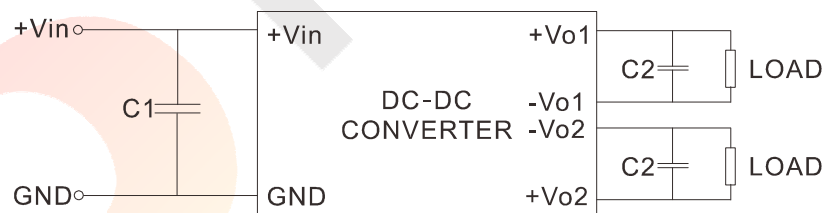
**SINGLE OUTPUT**



**DUAL OUTPUT**



**TWIN ISOLATED OUTPUT**



**CAPACITOR SELECTION**

INPUT VOLTAGE	C1	SINGLE OUTPUT	C2	DUAL OUTPUT	C2	ISOLATED TWIN OUTPUT	C2
5VDC	4.7 $\mu$ F	3.3VDC	10 $\mu$ F	$\pm$ 5VDC	4.7 $\mu$ F	5, 5VDC	4.7 $\mu$ F
12VDC	2.2 $\mu$ F	5VDC	10 $\mu$ F	$\pm$ 9VDC	2.2 $\mu$ F	9, 9VDC	2.2 $\mu$ F
24VDC	1.0 $\mu$ F	9VDC	4.7 $\mu$ F	$\pm$ 12VDC	1.0 $\mu$ F	12, 12VDC	1.0 $\mu$ F
--	--	12VDC	2.2 $\mu$ F	$\pm$ 15VDC	0.47 $\mu$ F	15, 15VDC	0.47 $\mu$ F
--	--	15VDC	1.0 $\mu$ F	--	--	--	--
--	--	24VDC	0.47 $\mu$ F	--	--	--	--