


**DMV-1 SERIES, 1WATT, 1KVDC, ISOLATED, UNREGULATED**
**FEATURES:**

- ✓ 1000Vdc isolation voltage
- ✓ Single, dual and isolated twin output models
- ✓ High efficiency, and low ripple & noise
- ✓ Operating temperature range -40°C to +85°C
- ✓ 3 year warranty



Model	Input voltage (Vdc)	Output voltage (Vdc)	Output current (mA)		Efficiency Typ.
			Min.	Max.	
DMV1-0310	3.3(3.0~3.6)	3.3	30	300	76%
DMV1-0311		5	20	200	76%
DMV1-0312		9	11	111	76%
DMV1-0313		12	8.3	83	76%
DMV1-0314		15	6.7	67	76%
DMV1-0320		±3.3	15	150	74%
DMV1-0321		±5	10	100	76%
DMV1-0322		±9	5.6	56	78%
DMV1-0323		±12	4.2	42	78%
DMV1-0324		±15	3.3	33	78%
DMV1-0301		5, 5	10	100	79%
DMV1-0302		9, 9	5.6	56	79%
DMV1-0303		12, 12	4.2	42	78%
DMV1-0304		15, 15	3.3	33	78%
<hr/>					
DMV1-0510	5(4.5~5.5)	3.3	30	300	76%
DMV1-0511		5	20	200	80%
DMV1-0512		9	11	111	80%
DMV1-0513		12	8.3	83	77%
DMV1-0514		15	6.7	67	78%
DMV1-0520		±3.3	15	150	74%
DMV1-0521		±5	10	100	80%
DMV1-0522		±9	5.6	56	80%
DMV1-0523		±12	4.2	42	79%
DMV1-0524		±15	3.3	33	79%
DMV1-0501		5, 5	10	100	80%
DMV1-0502		9, 9	5.6	56	80%
DMV1-0503		12, 12	4.2	42	80%
DMV1-0504		15, 15	3.3	33	79%

**DMV-1 SERIES, 1WATT, 1KVDC, ISOLATED, UNREGULATED**

Model	Input voltage (Vdc)	Output voltage (Vdc)	Output current (mA)		Efficiency Typ.	
			Min.	Max.		
DMV1-1210	12(10.8~13.2)	3.3	30	300	77%	
DMV1-1211		5	20	200	78%	
DMV1-1212		9	11	111	78%	
DMV1-1213		12	8.3	83	80%	
DMV1-1214		15	6.7	67	80%	
DMV1-1220		±3.3	15	150	76%	
DMV1-1221		±5	10	100	80%	
DMV1-1222		±9	5.6	56	77%	
DMV1-1223		±12	4.2	42	79%	
DMV1-1224		±15	3.3	33	79%	
DMV1-1201		5, 5	10	100	80%	
DMV1-1202		9, 9	5.6	56	77%	
DMV1-1203		12, 12	4.2	42	79%	
DMV1-1204		15, 15	3.3	33	79%	
DMV1-2410		24(21.6~26.4)	3.3	30	300	74%
DMV1-2411			5	20	200	70%
DMV1-2412	9		11	111	76%	
DMV1-2413	12		8.3	83	78%	
DMV1-2414	15		6.7	67	80%	
DMV1-2420	±3.3		15	150	70%	
DMV1-2421	±5		10	100	69%	
DMV1-2422	±9		5.6	56	74%	
DMV1-2423	±12		4.2	42	72%	
DMV1-2424	±15		3.3	33	72%	
DMV1-2401	5, 5		10	100	69%	
DMV1-2402	9, 9		5.6	56	74%	
DMV1-2403	12, 12		4.2	42	78%	
DMV1-2404	15, 15		3.3	33	78%	

Notes: Other input and output models may available on request.

**ELECTRICAL**

Line regulation	---	1.5% max.
Load regulation	10% ~ 100% full load	15% max.
Isolation voltage	Leakage current < 1mA/1min.	1000Vdc min.
Isolation resistance	Test at 500VDC	1000mΩ min.
Switching frequency	---	100KHz typ.

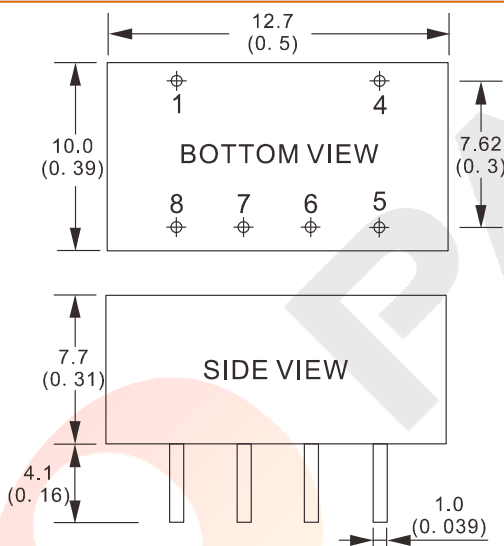
DMV-1 SERIES, 1WATT, 1KVDC, ISOLATED, UNREGULATED

**ELECTRICAL**

Ripple & noise	Bend width 20MHz	100mVp-p max.
Temperature coefficient	Rated load	±0.03%/°C
Operating temperature range	---	-40°C to +85°C
Storage temperature range	---	-55°C to +125°C
Short circuit protection	---	1S
MTBF	---	3500KHrs
Weight	---	1.3g

Notes: All the parameters are measured at 25°C ambient temperature, humidity < 75%, nominal input voltage, full load and after warm-up, unless otherwise specified.

**MECHANICAL**



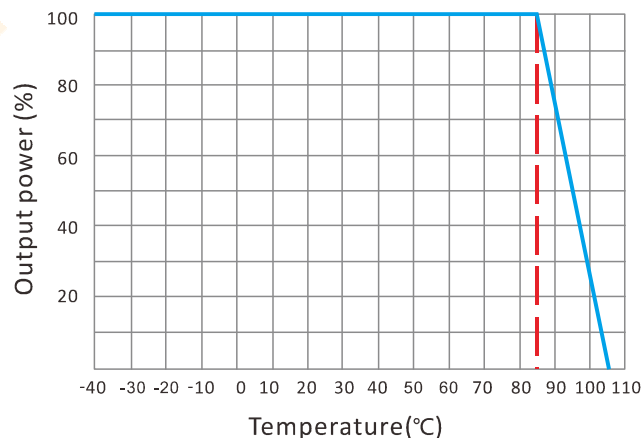
**CONNECTION**

PIN #	SINGLE	DUAL	ISOLATED TWIN
1	GND	GND	GND
4	+Vin	+Vin	+Vin
5	+Vo	+Vo	+Vo1
6	No Pin	No Pin	0V1
7	0V	0V	+Vo2
8	No Pin	-Vo	0V2

Note:

\* Unit is mm(inch).

**ELECTRICAL CURVE**

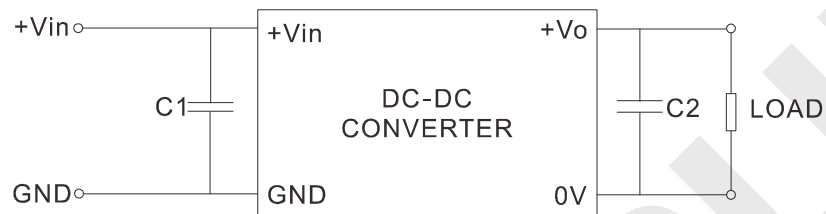


DMV-1 SERIES, 1WATT, 1KVDC, ISOLATED, UNREGULATED

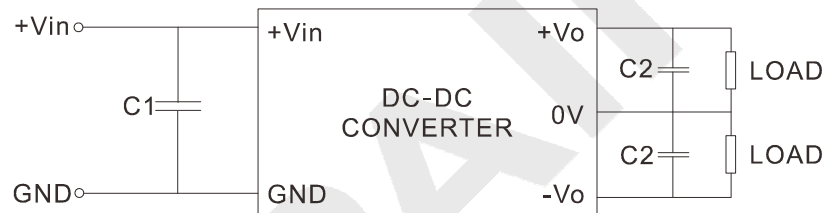
NOTE

RECOMMENDED TEST AND APPLICATION CIRCUIT

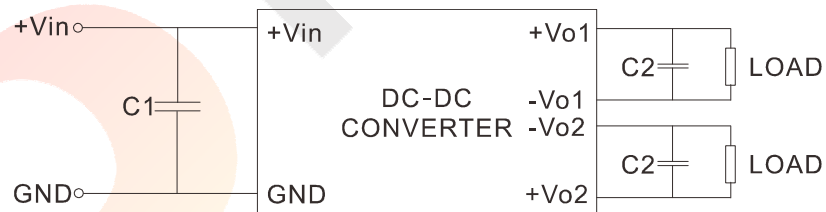
SINGLE OUTPUT



DUAL OUTPUT



TWIN ISOLATED OUTPUT



CAPACITOR SELECTION

INPUT VOLTAGE	C1	SINGLE OUTPUT	C2	DUAL OUTPUT	C2	ISOLATED TWIN OUTPUT	C2
3.3VDC	4.7 $\mu$ F	3.3VDC	10 $\mu$ F	$\pm$ 3.3VDC	4.7 $\mu$ F	5, 5VDC	4.7 $\mu$ F
5VDC	4.7 $\mu$ F	5VDC	10 $\mu$ F	$\pm$ 5VDC	4.7 $\mu$ F	9, 9VDC	2.2 $\mu$ F
12VDC	2.2 $\mu$ F	9VDC	4.7 $\mu$ F	$\pm$ 9VDC	2.2 $\mu$ F	12, 12VDC	1.0 $\mu$ F
24VDC	1.0 $\mu$ F	12VDC	2.2 $\mu$ F	$\pm$ 12VDC	1.0 $\mu$ F	15, 15VDC	1.0 $\mu$ F
--	--	15VDC	1.0 $\mu$ F	$\pm$ 15VDC	1.0 $\mu$ F	24, 24VDC	0.47 $\mu$ F
--	--	24VDC	0.47 $\mu$ F	$\pm$ 24VDC	0.47 $\mu$ F	--	--