

DNV-8 SERIES, 8WATT, 2:1 INPUT RANGE
FEATURES:

- ✓ 1500Vdc isolation voltage
- ✓ Metal case with low ripple and noise
- ✓ Continuous short circuit protection
- ✓ Operating temperature range -40°C to +75°C
- ✓ 3 year warranty



Model	Input voltage (Vdc)	Output voltage (Vdc)	Output current (mA)	Efficiency Typ.
DNV8-1211	12(9~18)	3.3	1500	80%
DNV8-1212		5	1600	81%
DNV8-1215		9	889	81%
DNV8-1213		12	667	82%
DNV8-1214		15	533	83%
DNV8-1216		24	333	83%
DNV8-1222		±5	800	80%
DNV8-1225		±9	444	83%
DNV8-1223		±12	333	83%
DNV8-1224		±15	267	83%
DNV8-1226		±24	167	84%
DNV8-2411		24(18-36)	3.3	1500
DNV8-2412	5		1600	82%
DNV8-2415	9		889	82%
DNV8-2413	12		667	82%
DNV8-2414	15		533	83%
DNV8-2416	24		333	84%
DNV8-2422	±5		800	80%
DNV8-2425	±9		444	82%
DNV8-2423	±12		333	82%
DNV8-2424	±15		267	84%
DNV8-2426	±24		167	84%
DNV8-4812	48(36-72)		5	1600
DNV8-4815		9	889	83%
DNV8-4813		12	667	86%
DNV8-4814		15	533	87%
DNV8-4816		24	333	87%
DNV8-4822		±5	800	80%
DNV8-4825		±9	444	81%
DNV8-4823		±12	333	83%

DNV-8 SERIES, 8WATT, 2:1 INPUT RANGE

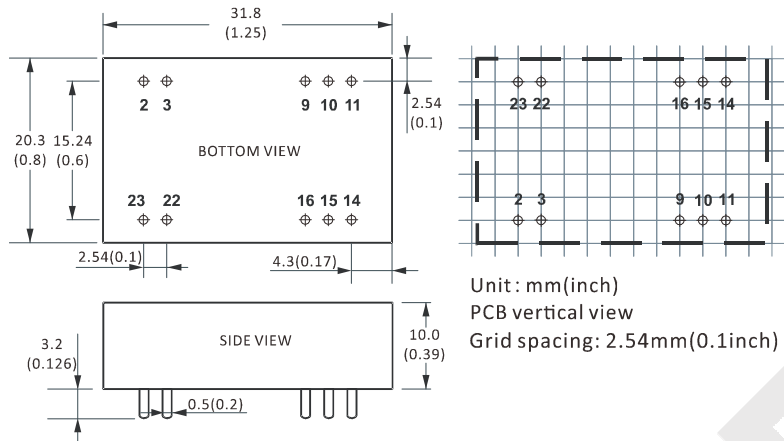
Model	Input voltage (Vdc)	Output voltage (Vdc)	Output current (mA)	Efficiency Typ.
DNV8-4824	48(36-72)	±15	267	85%
DNV8-4826		±24	167	86%

**Notes: 1. Other input and output models may available on request;
2. Above items are default to metal case.**

ELECTRICAL

Output voltage accuracy (Full voltage, full load)	+Vo -Vo		±2% max. ±3% max.
Line regulation	Nominal Load, full voltage		±0.5% max.
Load regulation	20% ~ 100% full load		±1% max.
Ripple and noise	20MHz BM, full load		100mVp-p max.
Operating frequency	Typical value		300KHz typ.
Isolation voltage (<1mA/min)	Input to output		1500Vdc
Isolation resistance	---		1000mΩ
Temperature coefficient	---		±0.03%/°C max.
Operating temperature range	---		-40°C to +85°C
Storage temperature range	---		-55°C to +125°C
Short circuit protection	---		Continuous, auto-recovery
Relative humidity	---		10%-90%
MTBF	Bellcore TR-332, 25°C		1000KHrs
Weight	---		18g

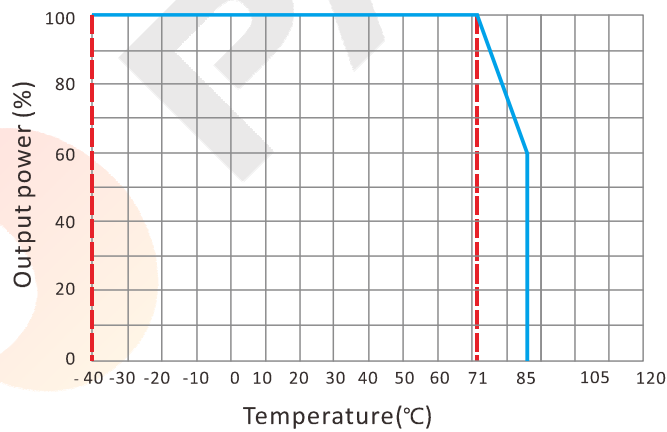
Notes: All the parameters are measured at 25°C ambient temperature, humidity < 75%, nominal input voltage, full load and after warm-up, unless otherwise specified.

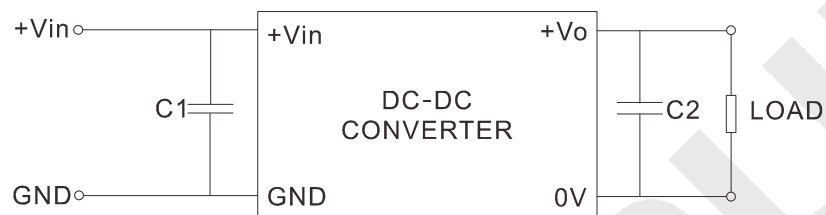
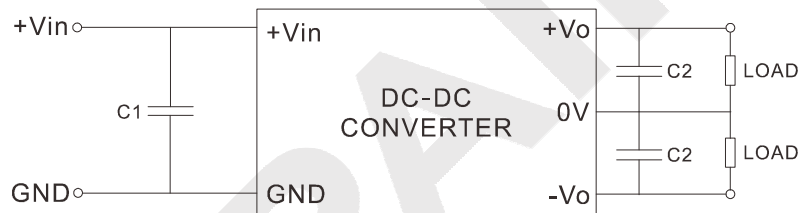
DNV-8 SERIES, 8WATT, 2:1 INPUT RANGE
MECHANICAL

CONNECTION

PIN #	SINGLE	DUAL
2	GND	GND
3	GND	GND
9	NC	0V
10	No Pin	No Pin
11	NC	-Vo2
14	+Vo	+Vo1
15	No Pin	No Pin
16	0V	0V
22	+Vin	+Vin
23	+Vin	+Vin

Note:

* Unit is mm(inch).

ELECTRICAL CURVE


DNV-8 SERIES, 8WATT, 2:1 INPUT RANGE
NOTES
RECOMMENDED TEST AND APPLICATION CIRCUIT
SINGLE OUTPUT

DUAL OUTPUT

CAPACITOR SELECTION

INPUT VOLTAGE	C1	SINGLE OUTPUT	C2	DUAL OUTPUT	C2
12VDC	100 μ F	5VDC	1000 μ F	\pm 5VDC	470 μ F
24VDC	47 μ F	9VDC	470 μ F	\pm 9VDC	330 μ F
48VDC	47 μ F	12VDC	330 μ F	\pm 12VDC	220 μ F
--	--	15VDC	330 μ F	\pm 15VDC	220 μ F
--	--	24VDC	220 μ F	\pm 24VDC	100 μ F