

**DAV-2W SERIES, 2WATT, REGULATED WITH 4:1 INPUT RANGE**
**FEATURES:**

- ✓ Wide (4:1) input voltage range
- ✓ 1500Vdc isolation voltage
- ✓ Regulated single and dual output models
- ✓ Continuous short circuit protection
- ✓ High efficiency, low ripple & noise
- ✓ Operating temperature range -40°C to +85°C
- ✓ 3 year warranty

Model	Input voltage (Vdc)	Output voltage (Vdc)	Output current (mA)		Efficiency Typ.
			Min.	Max.	
DAV2W-2411	24(9~36)	5	40	400	77%
DAV2W-2412		9	22	220	80%
DAV2W-2413		12	16.7	167	80%
DAV2W-2414		15	13.3	133	82%
DAV2W-2415		24	8.3	83	83%
DAV2W-2421		±5	20	200	78%
DAV2W-2422		±9	11	111	79%
DAV2W-2423		±12	8.3	83	80%
DAV2W-2424		±15	6.7	67	81%
DAV2W-2425		±24	4.2	42	82%
DAV2W-4811	48(18~72)	5	40	400	77%
DAV2W-4812		9	22	220	80%
DAV2W-4813		12	16.7	167	80%
DAV2W-4814		15	13.3	133	82%
DAV2W-4815		24	8.3	83	83%
DAV2W-4821		±5	20	200	77%
DAV2W-4822		±9	11	111	79%
DAV2W-4823		±12	8.3	83	81%
DAV2W-4824		±15	6.7	67	81%
DAV2W-4825		±24	4.2	42	82%

Notes: other input and output models may available on request.

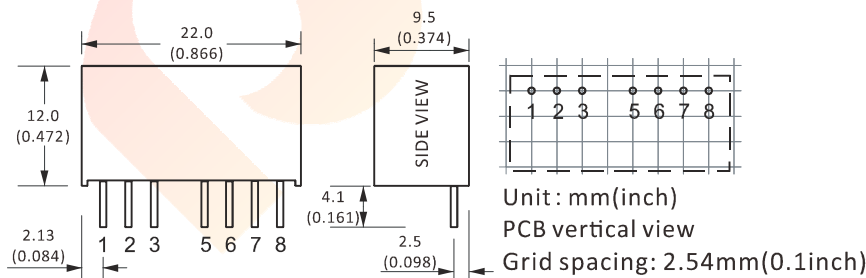
DAV-2W SERIES, 2WATT, REGULATED WITH 4:1 INPUT RANGE

**ELECTRICAL**

Output voltage accuracy (Full voltage, full load)	+Vo -Vo	≤±2% max. ≤±3% max.
Line regulation	Nominal load, full voltage	±0.5% max.
Load regulation	10% ~ 100% rated load	±1% max.
Ripple and noise	Nominal load and voltage, 20MHz bandwidth	75mVp-p max.
Temperature coefficient	Full load	±0.03%/°C
Continuous short circuit protection	---	Auto-recovery
Operating frequency	---	100KHz Typ.
Operating temperature range	---	-40°C to +85°C
Storage temperature range	Humidity 5%~95%RH non-condensing	-55°C to +125°C
Isolation voltage	≤0.5mA / 1min	1500Vdc
Isolation resistance	---	1000mΩ
MTBF	MIL-HDBK-217F@25°C	1000KHrs
Weight	---	5.0g

**Notes:** All the parameters are measured at 25°C ambient temperature, humidity < 75%, nominal input voltage, full load and after warm-up, unless otherwise specified.

**MECHANICAL**



**CONNECTION**

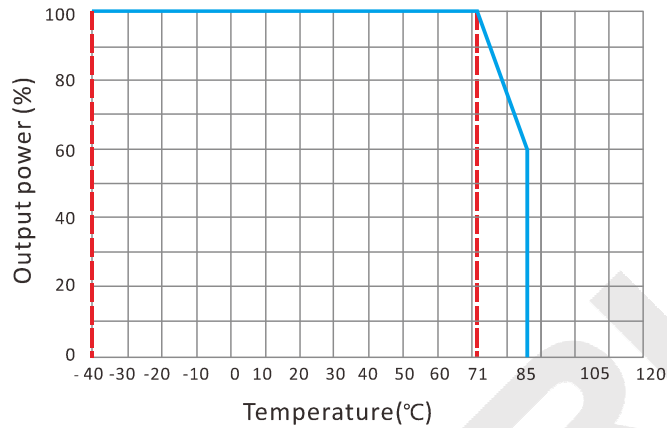
PIN #	SINGLE	DUAL
1	GND	GND
2	+Vin	+Vin
3	CTRL	CTRL
5	NC	NC
6	+Vo	+Vo
7	0V	0V
8	CS	-Vo

Note:

\* Unit is mm(inch).

DAV-2W SERIES, 2WATT, REGULATED WITH 4:1 INPUT RANGE

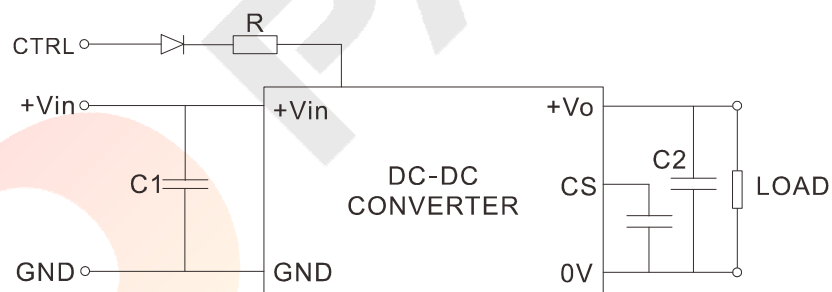
ELECTRICAL CURVE



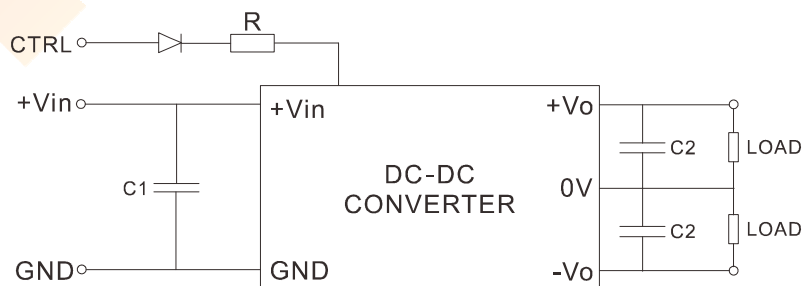
NOTES

RECOMMENDED TEST AND APPLICATION CIRCUIT

SINGLE OUTPUT



DUAL OUTPUT



**DAV-2W SERIES, 2WATT, REGULATED WITH 4:1 INPUT RANGE**
**NOTES**
**CAPACITOR SELECTION**

INPUT VOLTAGE	C1	SINGLE OUTPUT	C2	DUAL OUTPUT	C2
24VDC	47 $\mu$ F	5VDC	330 $\mu$ F	$\pm$ 5VDC	100 $\mu$ F
48VDC	22 $\mu$ F	9VDC	220 $\mu$ F	$\pm$ 9VDC	68 $\mu$ F
--	--	12VDC	100 $\mu$ F	$\pm$ 12VDC	47 $\mu$ F
--	--	15VDC	100 $\mu$ F	$\pm$ 15VDC	47 $\mu$ F
--	--	24VDC	47 $\mu$ F	$\pm$ 24VDC	10 $\mu$ F