

DAE-3 SERIES, 3WATT, 1.5KVDC, UNREGULATED

FEATURES:

- ✓ 1500Vdc isolation voltage
- ✓ High efficiency
- ✓ Operating temperature range -40°C to +85°C
- ✓ Short circuit protection
- ✓ 3 year warranty



Model	Input voltage (Vdc)	Output voltage (Vdc)	Output current (mA)		Efficiency Typ.
			Min.	Max.	
DAE3-0511	5(4.5~5.5)	5	60	600	80%
DAE3-0512		9	33.3	333	82%
DAE3-0513		12	25	250	83%
DAE3-0514		15	20	200	83%
DAE3-0515		24	12.5	125	81%
DAE3-1211	12(10.8~13.2)	5	60	600	80%
DAE3-1212		9	33.3	333	82%
DAE3-1213		12	25	250	83%
DAE3-1214		15	20	200	83%
DAE3-1215		24	12.5	125	78%
DAE3-1511	15(13.5~16.5)	5	60	600	80%
DAE3-1512		9	33.3	333	81%
DAE3-1513		12	25	250	81%
DAE3-1514		15	20	200	83%
DAE3-1515		24	12.5	125	78%
DAE3-2411	24(21.6~26.4)	5	60	600	80%
DAE3-2412		9	33.3	333	82%
DAE3-2413		12	25	250	84%
DAE3-2414		15	20	200	85%
DAE3-2415		24	12.5	125	84%

**Notes: 1. Other input and output models may available on request;
2. Add suffix "P" for continuous short circuit protection.**

ELECTRICAL

Line regulation	---	1.5% max.
Load regulation	10% ~ 100% full load	15%max.
Isolation voltage	Leakage current < 1mA/1min.	1500Vdc min.
Isolation resistance	Test at 500VDC	1000mΩ min.
Switching frequency	---	100KHz typ.

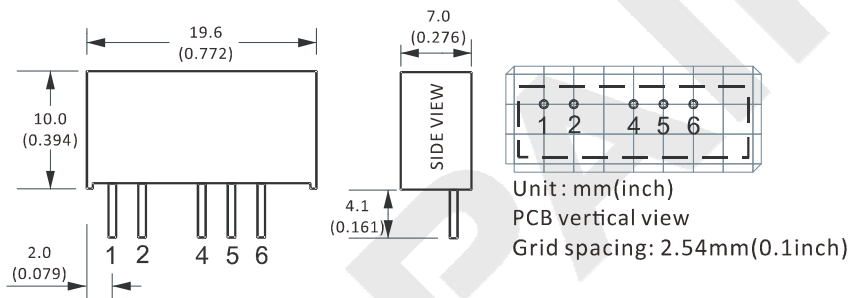
DAE-3 SERIES, 3WATT, 1.5KVDC, UNREGULATED

ELECTRICAL

Ripple & noise	Band width 20MHz	100mVp-p max.
Temperature coefficient	Rated load	±0.03%/°C
Operating temperature range	---	-40°C to +85°C
Storage temperature range	---	-55°C to +125°C
Short circuit protection	---	1S
MTBF	---	3500KHrs
Weight	---	2.7g

Notes: All the parameters are measured at 25°C ambient temperature, humidity < 75%, nominal input voltage, full load and after warm-up, unless otherwise specified.

MECHANICAL



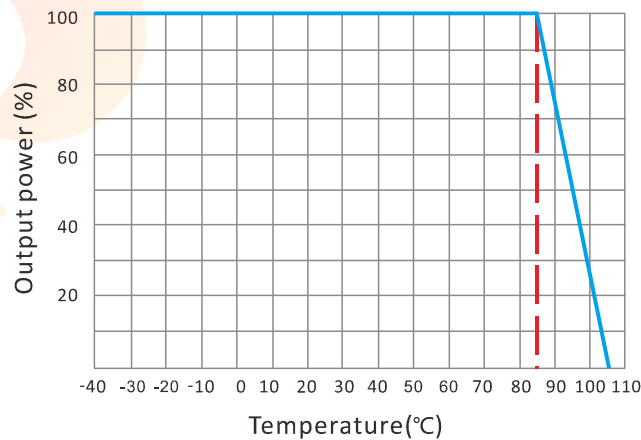
CONNECTION

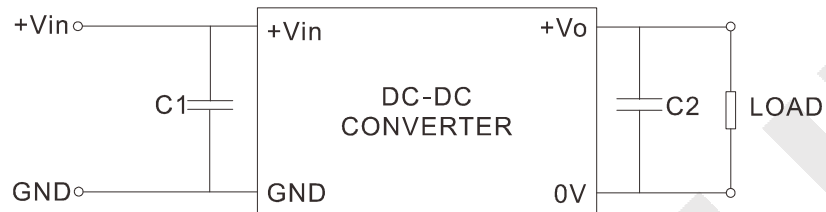
PIN #	SINGLE
1	+Vin
2	GND
4	0V
5	No Pin
6	+Vo

Note:

* Unit is mm(inch).

TEMPERATURE PROFILE



DAE-3 SERIES, 3WATT, 1.5KVDC, UNREGULATED
NOTES
RECOMMENDED TEST AND APPLICATION CIRCUIT

CAPACITOR SELECTION

INPUT VOLTAGE	C1	OUTPUT VOLTAGE	C2
5VDC	4.7 μ F	5VDC	4.7 μ F
12VDC	2.2 μ F	9VDC	2.2 μ F
15VDC	2.2 μ F	12VDC	1.0 μ F
24VDC	1.0 μ F	15VDC	1.0 μ F
--	--	24VDC	0.47 μ F