

**DAE-3 SERIES, 3WATT, 3KVDC, UNREGULATED**

**FEATURES:**

- ✓ 3000Vdc isolation voltage
- ✓ High efficiency
- ✓ Operating temperature range -40°C to +85°C
- ✓ Short circuit protection
- ✓ 3 year warranty



Model	Input voltage (Vdc)	Output voltage (Vdc)	Output current (mA)		Efficiency Typ.
			Min.	Max.	
DAE3-0511F	5(4.5~5.5)	5	60	600	80%
DAE3-0512F		9	33.3	333	82%
DAE3-0513F		12	25	250	83%
DAE3-0514F		15	20	200	83%
DAE3-0515F		24	12.5	125	81%
DAE3-1211F	12(10.8~13.2)	5	60	600	80%
DAE3-1212F		9	33.3	333	82%
DAE3-1213F		12	25	250	83%
DAE3-1214F		15	20	200	83%
DAE3-1215F		24	12.5	125	78%
DAE3-1511F	15(13.5~16.5)	5	60	600	80%
DAE3-1512F		9	33.3	333	81%
DAE3-1513F		12	25	250	81%
DAE3-1514F		15	20	200	83%
DAE3-1515F		24	12.5	125	78%
DAE3-2411F	24(21.6~26.4)	5	60	600	80%
DAE3-2412F		9	33.3	333	82%
DAE3-2413F		12	25	250	84%
DAE3-2414F		15	20	200	85%
DAE3-2415F		24	12.5	125	84%

**Notes: 1. Other input and output models may available on request;  
2. Add suffix "P" for continuous short circuit protection.**

**ELECTRICAL**

Line regulation	---	1.5% max.
Load regulation	10% ~ 100% full load	15%max.
Isolation voltage	Leakage current < 1mA/1min.	3000Vdc min.
Isolation resistance	Test at 500VDC	1000mΩ min.
Switching frequency	---	100KHz typ.

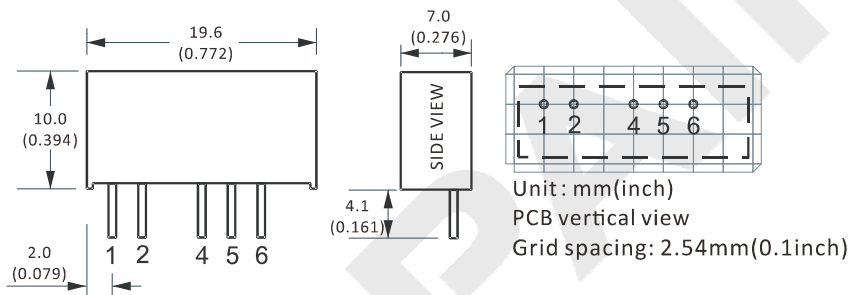
DAE-3 SERIES, 3WATT, 3KVDC, UNREGULATED

**ELECTRICAL**

Ripple & noise	Band width 20MHz	100mVp-p max.
Temperature coefficient	Rated load	±0.03%/°C
Operating temperature range	---	-40°C to +85°C
Storage temperature range	---	-55°C to +125°C
Short circuit protection	---	1S
MTBF	---	3500KHrs
Weight	---	2.7g

**Notes:** All the parameters are measured at 25°C ambient temperature, humidity < 75%, nominal input voltage, full load and after warm-up, unless otherwise specified.

**MECHANICAL**



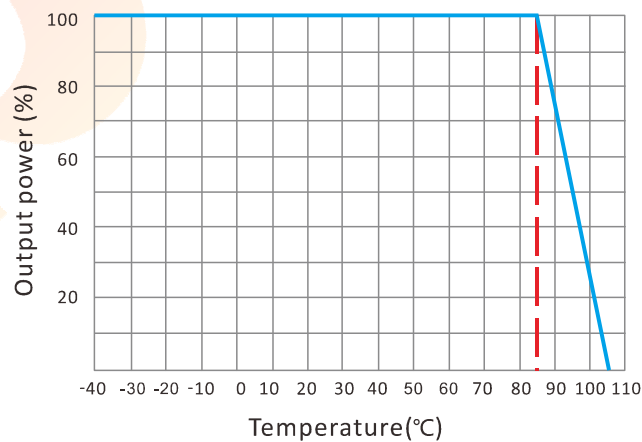
**CONNECTION**

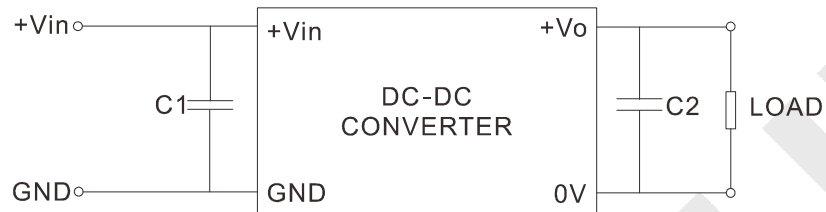
PIN #	SINGLE
1	+Vin
2	GND
4	0V
5	No Pin
6	+Vo

Note:

\* Unit is mm(inch).

**TEMPERATURE PROFILE**



**DAE-3 SERIES, 3WATT, 3KVDC, UNREGULATED**
**NOTES**
**RECOMMENDED TEST AND APPLICATION CIRCUIT**

**CAPACITOR SELECTION**

INPUT VOLTAGE	C1	OUTPUT VOLTAGE	C2
5VDC	4.7 $\mu$ F	5VDC	4.7 $\mu$ F
12VDC	2.2 $\mu$ F	9VDC	2.2 $\mu$ F
15VDC	2.2 $\mu$ F	12VDC	1.0 $\mu$ F
24VDC	1.0 $\mu$ F	15VDC	1.0 $\mu$ F
--	--	24VDC	0.47 $\mu$ F