

DAE-1F SERIES, 1WATT, 3KVDC, UNREGULATED

FEATURES:

- ✓ 3000Vdc isolation voltage
- ✓ Single and dual output models
- ✓ Operating temperature range -40°C to +85°C
- ✓ 3 year warranty



Model	Input voltage (Vdc)	Output voltage (Vdc)	Output current (mA)		Efficiency Typ.
			Min.	Max.	
DAE1-0511F	5(4.5~5.5)	5	20	200	72%
DAE1-0512F		9	11	110	76%
DAE1-0513F		12	8.3	83	79%
DAE1-0514F		15	6.8	68	79%
DAE1-0515F		24	4.2	42	79%
DAE1-0521F		±5	10	100	71%
DAE1-0522F		±9	5.5	55	77%
DAE1-0523F		±12	4	40	78%
DAE1-0524F		±15	3.3	33	79%
DAE1-0525F		±24	2.1	21	76%
DAE1-1211F	12(10.8~13.2)	5	20	200	70%
DAE1-1212F		9	11	110	75%
DAE1-1213F		12	8.3	83	78%
DAE1-1214F		15	6.8	68	79%
DAE1-1215F		24	4.2	42	79%
DAE1-1221F		±5	10	100	73%
DAE1-1222F		±9	5.5	55	77%
DAE1-1223F		±12	4	40	80%
DAE1-1224F		±15	3.3	33	80%
DAE1-1225F		±24	2.1	21	76%
DAE1-2411F	24(21.6~26.4)	5	20	200	71%
DAE1-2412F		9	11	110	76%
DAE1-2413F		12	8.3	83	78%
DAE1-2414F		15	6.8	68	80%
DAE1-2415F		24	4.2	42	77%
DAE1-2421F		±5	10	100	73%
DAE1-2422F		±9	5.5	55	77%
DAE1-2423F		±12	4	40	80%
DAE1-2424F		±15	3.3	33	80%
DAE1-2425F		±24	2.1	21	75%

Notes: 1. other input and output models may available on request;

2. Add suffix "P" for short circuit protection.

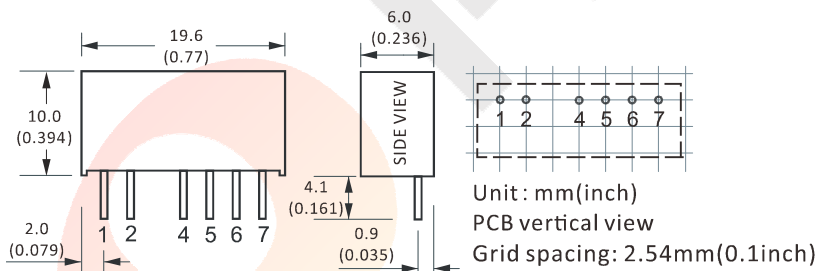
DAE-1F SERIES, 1WATT, 3KVDC, UNREGULATED

ELECTRICAL

Output voltage accuracy	---	±5% max.
Line regulation	---	±1.2%
Load regulation	10% ~ 100% full load	15% max.
Switching frequency	---	100KHz
Ripple and noise	---	100mVp-p max.
Isolation voltage	---	3000Vdc
Short circuit protection	Only available for "DAE1-xxxxFP" product	Continuous, auto-recovery
Operating temperature range	---	-40°C to +85°C
Storage temperature range	5%~95%, non-condensing	-40°C to +85°C
Temperature coefficient	---	±0.03%/°C
MTBF	MIL-HDBK-217F@25°C	3500KHrs
Weight	---	2.4g

Notes: All the parameters are measured at 25°C ambient temperature, humidity < 75%, nominal input voltage, full load and after warm-up, unless otherwise specified.

MECHANICAL

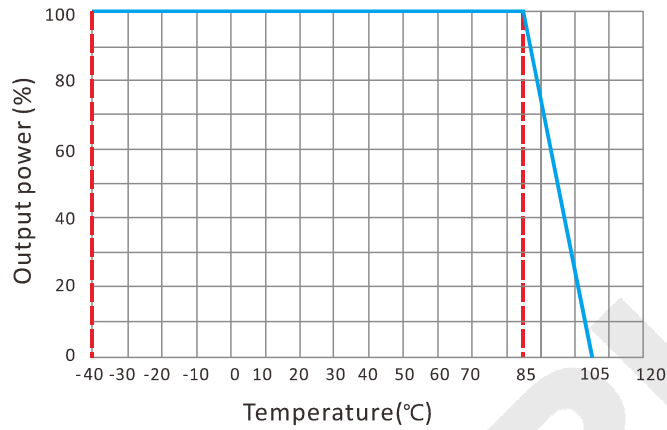
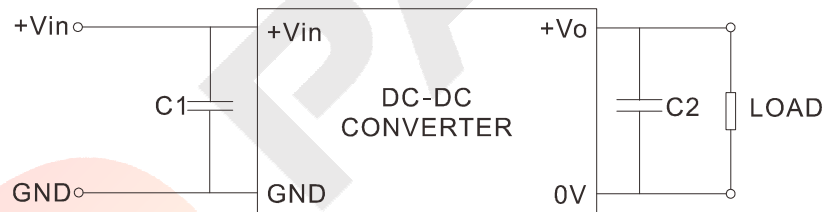
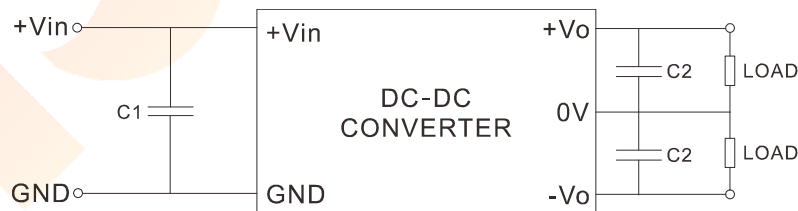


CONNECTION

PIN #	SINGLE	DUAL
1	+Vin	+Vin
2	GND	GND
5	0V	-Vo
6	No Pin	0V
7	+Vo	+Vo

Note:

* Unit is mm(inch).

DAE-1F SERIES, 1WATT, 3KVDC, UNREGULATED
ELECTRICAL CURVE

NOTES
RECOMMENDED TEST AND APPLICATION CIRCUIT
SINGLE OUTPUT

DUAL OUTPUT


DAE-1F SERIES, 1WATT, 3KVDC, UNREGULATED
NOTES
CAPACITOR SELECTION

INPUT VOLTAGE	C1	SINGLE OUTPUT	C2	DUAL OUTPUT	C2
5VDC	4.7 μ F	5VDC	10 μ F	\pm 5VDC	4.7 μ F
12VDC	2.2 μ F	9VDC	4.7 μ F	\pm 9VDC	2.2 μ F
24VDC	1.0 μ F	12VDC	2.2 μ F	\pm 12VDC	1.0 μ F
--	--	15VDC	1.0 μ F	\pm 15VDC	1.0 μ F
--	--	24VDC	1.0 μ F	\pm 24VDC	0.47 μ F