



2016-V1.0-0716

Specifications

Constant Current LED Power Supplies

LFU-60C Series, 60W

PAIRUI ELECTRONICS

No. 545 Museum Road
Yangzhou, Jiangsu
China 225009

Tel: 86 (514) 8279 1592

Fax: 86 (514) 8769 3159

2016

LED Power Supplies for Outdoor Use

LFU-60C SERIES, 60WATT, IP67 RATING

Features

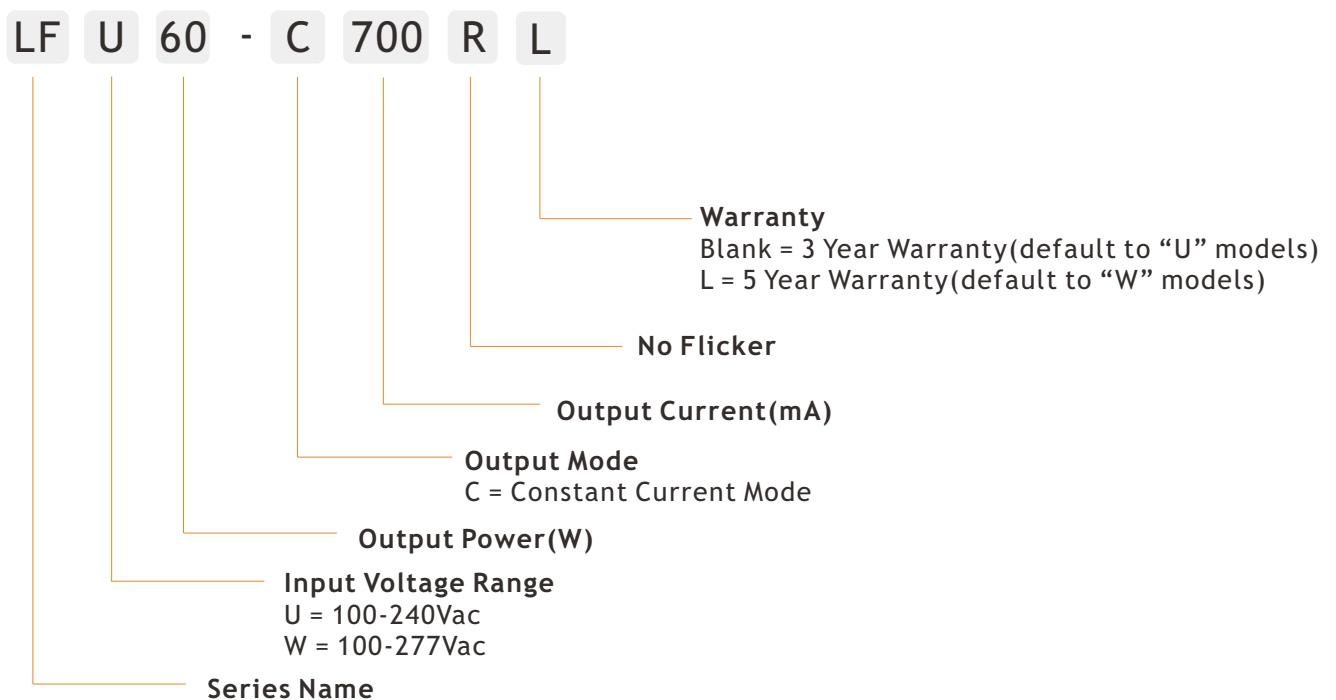
- 3 or 5 Year Warranty
- Universal Input Voltage Range: 100~240Vac / 100~277Vac
- Constant Current Output Mode
- Waterproof Rating IP67
- Built-in Active Power Factor Correction
- Class II Power, no FG
- All Round Protections: Short Circuit, Over Voltage, Over Current, Over Temperature



Applications

- ✓ Garden Light
- ✓ Landscape Light
- ✓ Stage Light
- ✓ Cabinet Light
- ✓ Other Indoor and Outdoor used Lights

Electrical



Electrical

Part Number	Nominal Input Voltage	Output Current Output Voltage	No Load Output Voltage	Ripple	Efficiency	Certificate
LFU60-C350R LFW60-C350RL	100-240VAC 100-277VAC	350mA(120-171V)	188V	5%	90%	CE
LFU60-C700R LFW60-C700RL	100-240VAC 100-277VAC	700mA(60-86V)	95V	5%	90%	CE
LFU60-C1050R LFW60-C1050RL	100-240VAC 100-277VAC	1050mA(40-57V)	63V	5%	89%	CE
LFU60-C1400R LFW60-C1400RL	100-240VAC 100-277VAC	1400mA(30-43V)	47V	5%	89%	CE
LFU60-C1750R LFW60-C1750RL	100-240VAC 100-277VAC	1750mA(24-34V)	37V	5%	88%	CE
LFU60-C2100R LFW60-C2100RL	100-240VAC 100-277VAC	2100mA(20-29V)	32V	5%	87%	CE
LFU60-C2800R LFW60-C2800RL	100-240VAC 100-277VAC	2800mA(14-21V)	23V	5%	86%	CE

NOTE:1. Other output models are may available on request;
 2.Above models are suitable for indoor or outdoor environment without direct sunlight exposure, avoid immerse in the water for more than 30 minutes.

INPUT

PARAMETER	CONDITIONS	MIN	TYP	MAX	UNITS
Input frequency		47		63	Hz
Input current	Full load, Vin=230Vac		0.73		A
Inrush current	Cold start, Vin=230Vac			50	A
Power factor(PF)	Full load, Vin=230Vac		0.94		
Surge voltage	L-N		2		KV

OUTPUT

PARAMETER	CONDITIONS	MIN	TYP	MAX	UNITS
Output current accuracy			5		%
Line regulation	Vin from 100Vac to 240(277)Vac		2		%
Load regulation	Vout from min. to max.		3		%
Output current overshoot	Turning on			10	%
Turn-on delay time	Cold start, power on		1000		ms
Ripple	Please refer to below measuring method		5%Io		mAp-p
THD	Output load≥60%			20	%

NOTE: The values are measured at 20MHz of bandwidth by using a 12" twisted pair-wire terminated with 0.1uF & 47uF parallel capacitor under ambient temperature 25°C at rated input voltage and rated load.

Protection

Short circuit	In hiccup mode, it will recover automatically after fault condition is removed
Over voltage	110-150% Vout, it will recover automatically after fault condition is removed
Over current	In hiccup mode, it will recover automatically after fault condition is removed
Over temperature	In hiccup mode, it will recover automatically after fault condition is removed

Environment

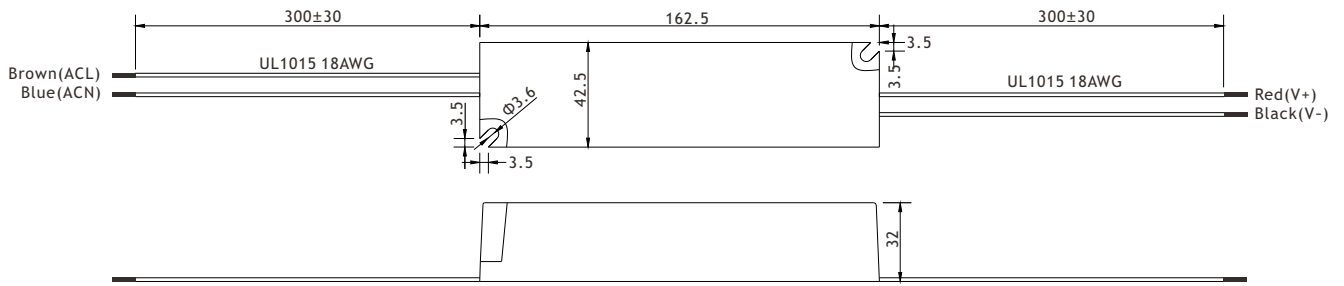
PARAMETER	CONDITIONS	MIN	TYP	MAX	UNITS
Ambient operating temperature	Startup at rated voltage (Derating required)	-25		+70	°C
Operating relative humidity	Non condensing	20		90	%
Storage temperature	Humidity 10 ~ 95% RH	-40		+80	°C
Maximum case temperature	Hot-spot on case			+75	°C
MTBF	Full load, 220Vac input, 25°C ambient temperature	345			Khrs
Waterproof rating	IP67				
Dimension(LxWxH)	162.5 x 42.5 x 32.0mm				
Weight	400g				

Safety/EMC

Safety	Design refer to UL8750, EN61347, EN61347-2-13
EMC	Compliance to EN55015, FCC Part 15 Class B, EN61000-3-2, EN61000-3-3, EN61000-4-2, 3, 4, 6, 8, 11, EN61547

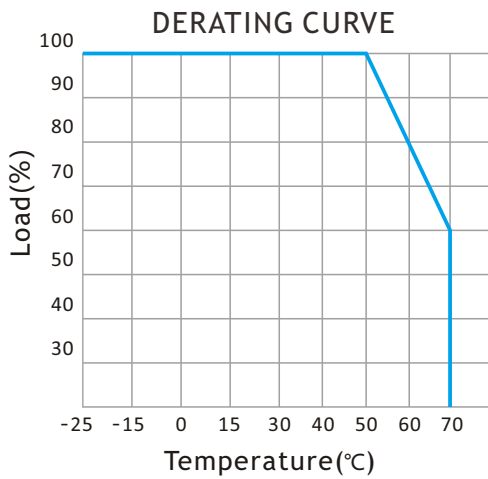
NOTE: Unless otherwise specified, all the above parameters are measured at ambient temperature of 25°C and Vin=100Vac to 240(277)Vac.

Mechanical

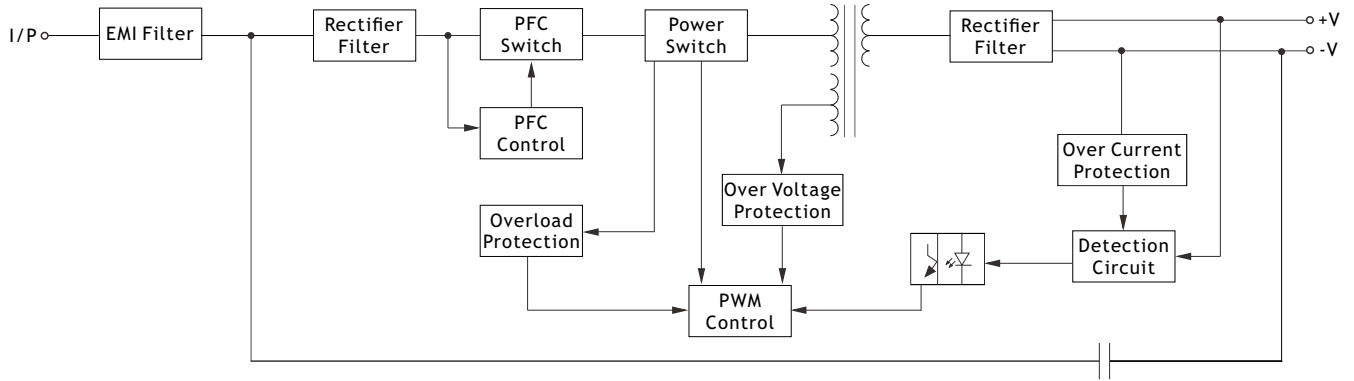


Unit: mm

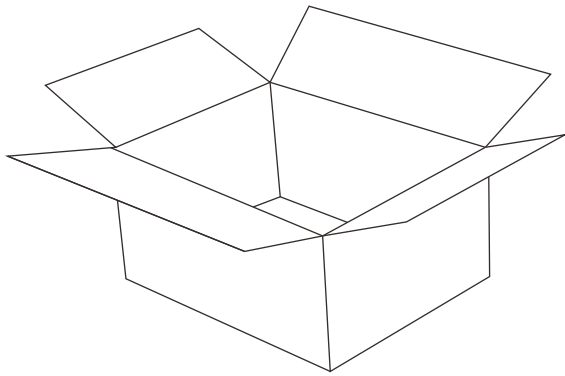
Electrical Curve



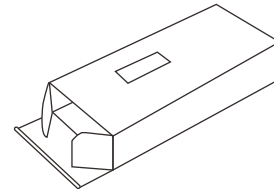
Block Diagram



Package



Outer Carton
L 330 x W 290 x H 280mm







Inner Box
L 195 x W 65 x H 35mm

SERIES	QTY/BOX	QTY/CARTON	NET WEIGHT	GROSS WEIGHT	VOLUME
LFU-60C	1 piece	36 boxes	14.4kg/carton	16kg/carton	0.03CBM/carton

Labelling



Symbol	Description
	Short-circuit-proof with safety insulation
IP67	Type of protection(IP67 for indoor and outdoor use)
	Double insulation(The device is designed to be used in class II equipments and does not need any protection earth)
	Independent Operation
	CE Mark