

**DHV-20 SERIES, 20WATT, 2:1 INPUT RANGE**
**FEATURES:**

- ✓ Wide input range(2:1)
- ✓ Six-side shielded metal case
- ✓ Low ripple and noise
- ✓ Over current and short circuit protection
- ✓ Typical efficiency up to 90%
- ✓ 3 year warranty



Model	Input voltage (Vdc)	Output voltage (Vdc)	Output current (mA)	Efficiency Typ.
DHV20-1211*	12(9~18)	3.3	5000	86%
DHV20-1212*		5	4000	89%
DHV20-1216*		9	2222	85%
DHV20-1213		12	1667	89%
DHV20-1214*		15	1333	89%
DHV20-1215		24	834	90%
DHV20-2411	24(18~36)	3.3	5000	86%
DHV20-2412		5	4000	89%
DHV20-2416*		9	2222	85%
DHV20-2413*		12	1667	89%
DHV20-2414*		15	1333	89%
DHV20-2415*		24	834	90%
DHV20-4811*	48(36~72)	3.3	5000	86%
DHV20-4812*		5	4000	89%
DHV20-4816*		9	2222	85%
DHV20-4813*		12	1667	89%
DHV20-4814*		15	1333	89%
DHV20-4815*		24	834	90%

**Notes:**

1. Other input and output models may available on request;
2. Above models are default to metal case;
3. Add suffix "C" for CTRL pin function.

**ELECTRICAL**

Output voltage accuracy	+Vo	±2% max.
	-Vo	±3% max.
Line regulation	Nominal Load, full voltage	±0.5% max.
Load regulation	20% ~ 100% rated load	±1% max.
Ripple and noise	20MHz BM, full load	120mVp-p max.
Operating frequency	Typical value	300KHz typ.

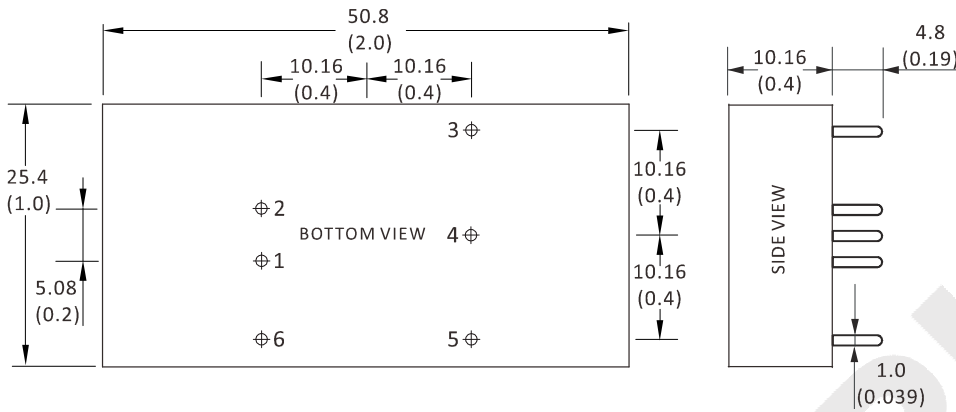
**DHV-20 SERIES, 20WATT, 2:1 INPUT RANGE**

**ELECTRICAL**

Isolation voltage (<1mA/min)	Input to output	1500Vdc
Isolation resistance	---	1000mΩ
Temperature coefficient	---	±0.03%/°C max.
Operating temperature range	---	-40°C to +85°C
Storage temperature range	---	-55°C to +125°C
Short circuit protection	---	Continuous, auto-recovery
CTRL*	Turn on	Hang or connect high level(3.5-12Vdc)
	Turn off	Connect -Vin or low level(0-1.2Vdc)
	Shut off input current	1mA typ.
Cooling method	---	Cooling by air convection
Relative humidity	---	10%-90% max.
Weight	---	35g
MTBF	Bellcore TR-332, 25°C	1000KHrs

**Notes: Unless otherwise specified, all the parameters of the test conditions are as follows: ambient temperature 25°C, the nominal input voltage, pure resistive nominal load.**

**\* The voltage of "CTRL" pin is almost equal to input "-Vin" pin**

**DHV-20 SERIES, 20WATT, 2:1 INPUT RANGE**
**MECHANICAL**

**CONNECTION**

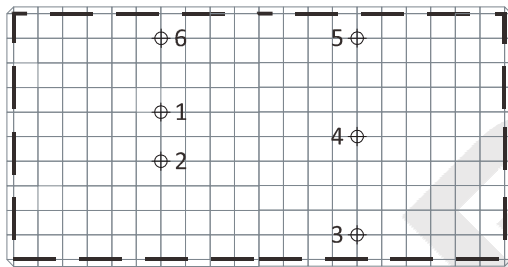
PIN #	SINGLE	DUAL
1	GND	GND
2	+Vin	+Vin
3	+Vo	+Vo1
4	No Pin	0V
5	0V	-Vo2
6	No Pin	No Pin

**CONNECTION - "CTRL"**

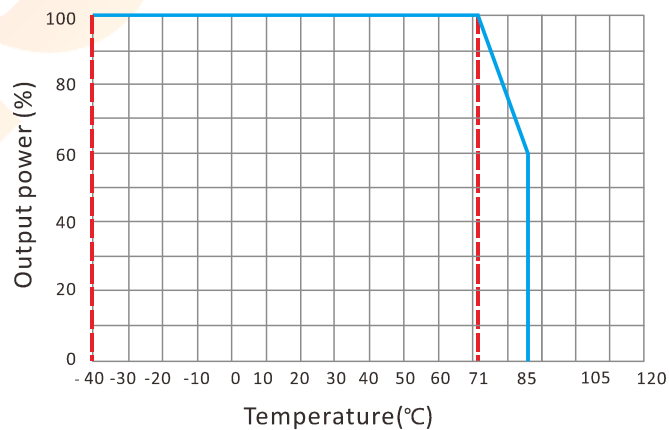
1	-Vin	-Vin
2	+Vin	+Vin
3	+Vo	+Vo1
4	No Pin	0V
5	GND	-Vo2
6	CTRL	CTRL

Note:

\* Unit is mm(inch).

**LAYOUT**


Unit: mm(inch)  
 PCB vertical view  
 Grid spacing: 2.54mm(0.1inch)

**ELECTRICAL CURVE**


DHV-20 SERIES, 20WATT, 2:1 INPUT RANGE

NOTES

RECOMMENDED TEST AND APPLICATION CIRCUIT

SINGLE OUTPUT

