

DAV-3W SERIES, 3WATT, REGULATED WITH 4:1 INPUT RANGE

FEATURES:

- ✓ Wide (4:1) input voltage range
- ✓ 1500Vdc isolation voltage
- ✓ Regulated single and dual output models
- ✓ Continuous short circuit protection
- ✓ High efficiency, low ripple & noise
- ✓ Operating temperature range -40°C to +85°C
- ✓ 3 year warranty



Model	Input voltage (Vdc)	Output voltage (Vdc)	Output current (mA)		Efficiency Typ.
			Min.	Max.	
DAV3W-2411	24(9~36)	5	60	600	78%
DAV3W-2412		9	33.3	333	77%
DAV3W-2413		12	25	250	78%
DAV3W-2414		15	20	200	78%
DAV3W-2415		24	12.5	125	81%
DAV3W-2421		±5	30	300	78%
DAV3W-2422		±9	16.7	167	80%
DAV3W-2423		±12	12.5	125	81%
DAV3W-2424		±15	10	100	82%
DAV3W-2425		±24	6.25	62.5	82%
DAV3W-4811	48(18~72)	5	60	600	75%
DAV3W-4812		9	33.3	333	81%
DAV3W-4813		12	25	250	81%
DAV3W-4814		15	20	200	83%
DAV3W-4815		24	12.5	125	83%
DAV3W-4821		±5	30	300	78%
DAV3W-4822		±9	16.7	167	80%
DAV3W-4823		±12	12.5	125	79%
DAV3W-4824		±15	10	100	82%
DAV3W-4825		±24	6.25	62.5	83%

Notes: other input and output models may available on request.

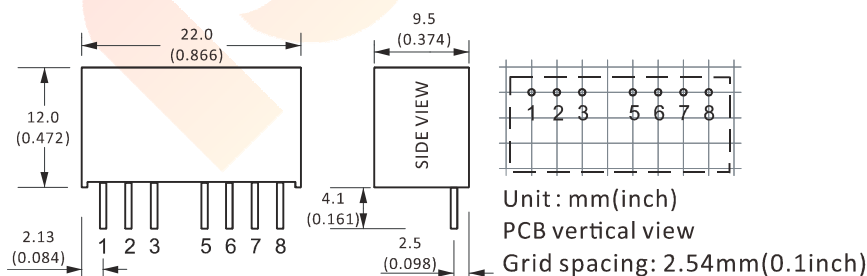
## DAV-3W SERIES, 3WATT, REGULATED WITH 4:1 INPUT RANGE

### ELECTRICAL

Standby power	---	0.5W Max.
Output voltage accuracy (Full voltage, full load)	+Vo	≤±2%
	-Vo	≤±3%
	Vo(no-load)	Main: ≤±3%, Aux.:≤±5%
Line regulation	Nominal load, full voltage	Main: ≤±0.5%, Aux.:≤±5.0%
Load regulation	10% ~ 100% rated load	Main: ≤±1%, Aux.:≤±0.75%
Ripple and noise	Nominal load and voltage, 20MHz bandwidth	100mVp-p max.
Temperature coefficient	Full load	±0.03%/°C
Continuous short circuit protection	---	Auto-recovery
Operating frequency	---	100KHz Typ.
Operating temperature range	---	-40°C to +85°C
Storage temperature range	Humidity 5%~95%RH non-condensing	-55°C to +125°C
Isolation voltage	≤0.5mA / 1min	1500Vdc
Isolation resistance	---	1000mΩ
MTBF	MIL-HDBK-217F@25°C	1000KHrs
Weight	---	5.0g

**Notes: All the parameters are measured at 25°C ambient temperature, humidity < 75%, nominal input voltage, full load and after warm-up, unless otherwise specified.**

### MECHANICAL

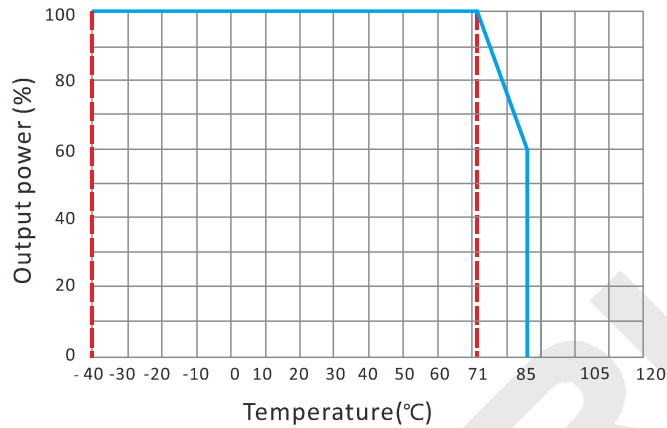
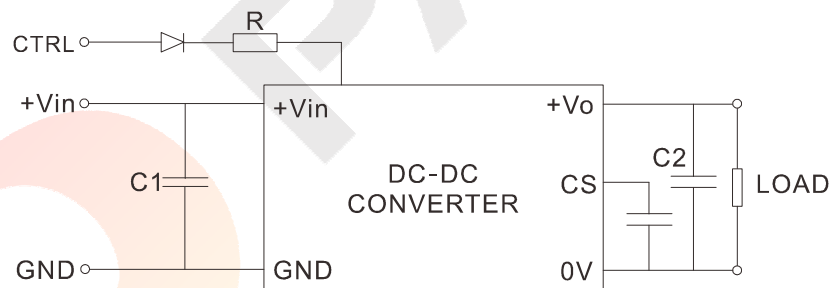
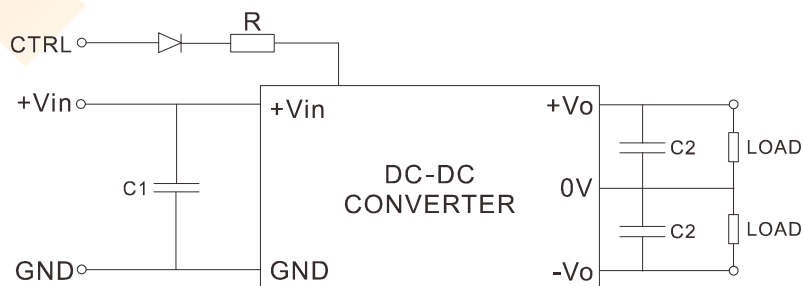


### CONNECTION

PIN #	SINGLE	DUAL
1	GND	GND
2	+Vin	+Vin
3	CTRL	CTRL
5	NC	NC
6	+Vo	+Vo
7	0V	0V
8	CS	-Vo

Note:

\* Unit is mm(inch).

**DAV-3W SERIES, 3WATT, REGULATED WITH 4:1 INPUT RANGE**
**ELECTRICAL CURVE**

**NOTES**
**RECOMMENDED TEST AND APPLICATION CIRCUIT**
**SINGLE OUTPUT**

**DUAL OUTPUT**


**DAV-3W SERIES, 3WATT, REGULATED WITH 4:1 INPUT RANGE**
**NOTES**
**CAPACITOR SELECTION**

<b>INPUT VOLTAGE</b>	<b>C1</b>	<b>SINGLE OUTPUT</b>	<b>C2</b>	<b>DUAL OUTPUT</b>	<b>C2</b>
24VDC	100 $\mu$ F	5VDC	470 $\mu$ F	$\pm$ 5VDC	220 $\mu$ F
48VDC	47 $\mu$ F	9VDC	220 $\mu$ F	$\pm$ 9VDC	100 $\mu$ F
--	--	12VDC	100 $\mu$ F	$\pm$ 12VDC	47 $\mu$ F
--	--	15VDC	100 $\mu$ F	$\pm$ 15VDC	47 $\mu$ F
--	--	24VDC	47 $\mu$ F	$\pm$ 24VDC	22 $\mu$ F